

Superscouts324 Website Information Sheet

The Waretown Troop 324 URL is: <http://www.geocities.com/superscouts324/>

To **work** on the website you need to go to: Geocities Control Panel
<http://geocities.yahoo.com/gcp/>

You will see a log in panel like this:



The screenshot shows the Yahoo! sign-in interface. On the left, there's a 'Welcome to Yahoo!' message and a list of benefits. On the right, the 'Sign in to Yahoo!' section contains a security warning, input fields for 'Yahoo! ID' and 'Password', a 'Keep me signed in' checkbox, and a 'Sign In' button. Three red arrows point from text annotations to specific elements: the first points to the 'Yahoo! ID' field, the second points to the 'Password' field, and the third points to the 'Sign In' button.

1. The Yahoo ID is:

2. The password is:

3. Click Sign In

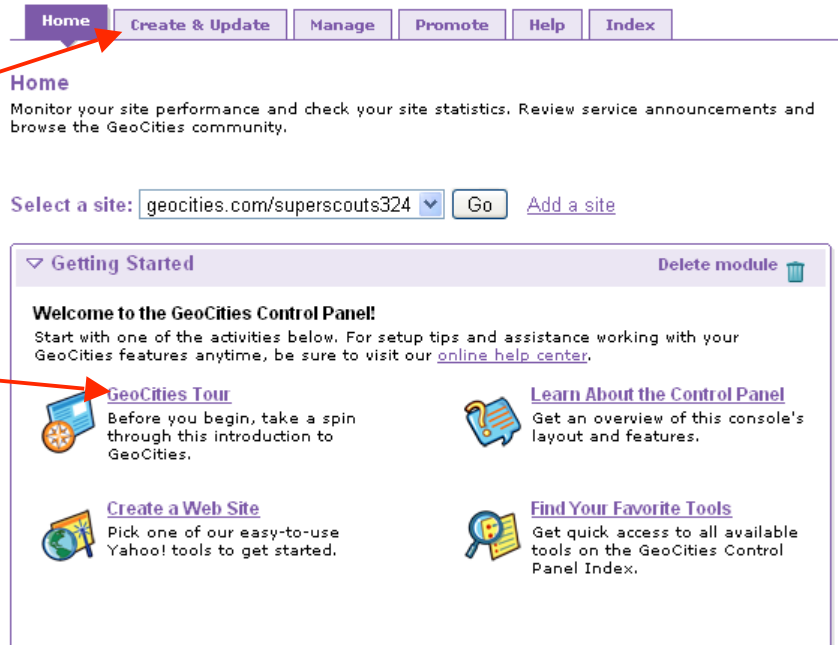
You are now in the Control Panel and can

Update your website

or

Take a tour

GeoCities Control Panel



The screenshot shows the GeoCities Control Panel interface. At the top, there's a navigation bar with buttons for 'Home', 'Create & Update', 'Manage', 'Promote', 'Help', and 'Index'. Below this, the 'Home' section provides a brief overview. A 'Select a site:' dropdown menu is set to 'geocities.com/superscouts324', with a 'Go' button and a link to 'Add a site'. The main content area is titled 'Getting Started' and contains a 'Welcome to the GeoCities Control Panel!' message. Below the welcome message, there are four links with icons: 'GeoCities Tour', 'Learn About the Control Panel', 'Create a Web Site', and 'Find Your Favorite Tools'. A red arrow points from the 'Take a tour' text to the 'GeoCities Tour' link.

Home

Monitor your site performance and check your site statistics. Review service announcements and browse the GeoCities community.

Select a site: [Add a site](#)


▼ Getting Started Delete module

Welcome to the GeoCities Control Panel!
Start with one of the activities below. For setup tips and assistance working with your GeoCities features anytime, be sure to visit our [online help center](#).

 **GeoCities Tour**
Before you begin, take a spin through this introduction to GeoCities.

 **Learn About the Control Panel**
Get an overview of this console's layout and features.

 **Create a Web Site**
Pick one of our easy-to-use Yahoo! tools to get started.

 **Find Your Favorite Tools**
Get quick access to all available tools on the GeoCities Control Panel Index.

Click the Create and Update Tab, then click on Yahoo!PageBuilder

The screenshot shows the Yahoo! GeoCities website. At the top, there is a navigation bar with tabs: Home, Create & Update, Manage, Promote, Help, and Index. The 'Create & Update' tab is highlighted with a red circle. Below the navigation bar, the 'Create & Update' section is displayed, with a red arrow pointing to the 'Yahoo! PageBuilder' link. The 'Yahoo! PageBuilder' link is underlined and has a red arrow pointing to it. To the right of the 'Yahoo! PageBuilder' link, there is a box titled 'Get even more!' with the text 'Upgrade today and get:' followed by a list of benefits: 'Lots of site designs', 'Easy design tools', and 'No ads on your site'. Below this list, there is a link 'Get Web Hosting - \$5.98/mo.' with a note '(Save 50% for 3 mos. *)'. Below the 'Yahoo! PageBuilder' link, there is a section titled 'Other Tools for Creating and Editing Web Sites' with links for 'Add-Ons', 'Text Editor', 'HTML Editor', and 'File Manager'. Each link has a brief description of its functionality.

Create & Update
Build and edit a web site or page, manage your files, and update your pages. Take advantage of site enhancements, page editors, and learning resources.

Basic Site Building Tools

Yahoo! PageBuilder
Use this online point-and-click tool to easily build a personalized multipage web site.

Yahoo! PageWizards
For a quick start, use this Yahoo! click-and-build wizard to create a simple home page.

Other Tools for Creating and Editing Web Sites

Add-Ons
Enhance your site with ready-to-go features like guestbooks, maps, and forms.

Text Editor
Use this plain-text editor to modify existing files or write your own HTML or other code.

HTML Editor
Create and update HTML in a simple editor.

File Management Tools

Easy Upload
Copy images and other files to your web site easily with this online tool.

File Manager
Upload and organize files, work with folders, and create and edit web pages.

Get even more!
Upgrade today and get:

- Lots of site designs
- Easy design tools
- No ads on your site

[Get Web Hosting - \\$5.98/mo.](#)
(Save 50% for 3 mos. *)

More Information

Tools
Need help choosing a site building tool? [Compare Yahoo! tools.](#)

Getting Started
Not sure where to begin? Visit our [online help center](#) or just dive in! Go ahead and experiment — you can always update your pages later.

Click on Launch PageBuilder

The screenshot shows the Yahoo! GeoCities PageBuilder interface. At the top, there is a header with the Yahoo! logo and the text 'GEOCITIES Welcome, superscouts324 [Sign out, My account]'. Below the header, there is a navigation bar with the text 'Yahoo! GeoCities' and 'Home > PageBuilder'. The main section is titled 'Yahoo! PageBuilder' and contains the text 'Powerful, flexible - just point and click!' and 'Create a full-featured site without any HTML coding. Customize your pages with pictures, sounds, Add-Ons and more. Click "Launch PageBuilder" to start from scratch, or choose a pre-made template below.' Below this text, there is a button labeled 'Launch PageBuilder' with a red circle around it. To the right of the button, there is a preview of a page titled 'About Me' with a cartoon character. Below the button, there is a note: 'If you do not see a link above, you may need to turn Java on, or install Java.' and a link 'turn Java on, or install Java.' Below the note, there is a text: '(Note: PageBuilder can take up to 3-5 minutes to load over a 28.8 modem.)'. At the bottom, there is a section titled 'PageBuilder Templates' with the text 'Don't know where to start? Try one of these Quick Start templates.' and a link '(Also in step-by-step PageWizards.)'. Below the text, there are four thumbnails of different page templates: 'About Me', 'ABOUT ME', 'About Me', and 'About Me'.

YAHOO! GEOCITIES Welcome, superscouts324
[Sign out, My account]

Yahoo! GeoCities

Home > PageBuilder

Yahoo! PageBuilder

Powerful, flexible - just point and click!
Create a full-featured site without any HTML coding. Customize your pages with pictures, sounds, Add-Ons and more. Click "Launch PageBuilder" to start from scratch, or choose a pre-made template below.

Launch PageBuilder

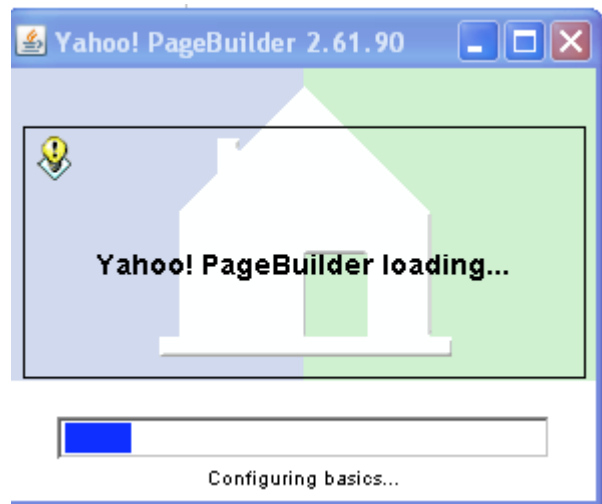
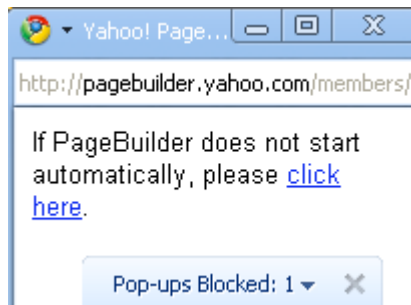
If you do not see a link above, you may need to [turn Java on, or install Java.](#)

(Note: PageBuilder can take up to 3-5 minutes to load over a 28.8 modem.)

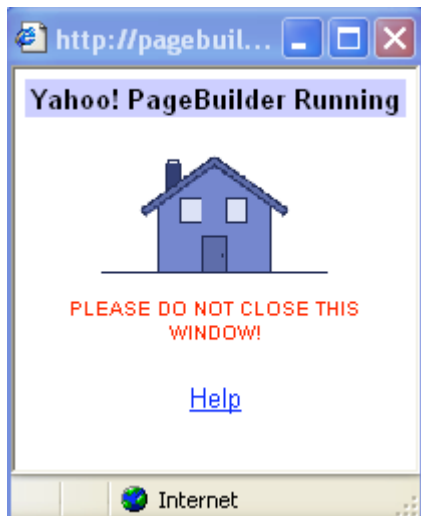
PageBuilder Templates (Also in step-by-step PageWizards.)
Don't know where to start? Try one of these Quick Start templates.

About Me **ABOUT ME** **About Me** **About Me**

Sometimes, you have a pop-up blocker... you may see these boxes.
READ THE MESSAGES...



When PageBuilder is finally open, you will see a small window like the one below **DO NOT** close this until you are done working on your site.



Always remember to **SAVE** your work!